

# Sight Word PARKING LOT GAME

Fry List 100



PRACTICE • RECOGNIZE • SUCCEED!

# Sight Word PARKING LOT GAME

Directions & How to Play



## Materials Needed:

- Parking Lot Race Car worksheets
- Toy cars




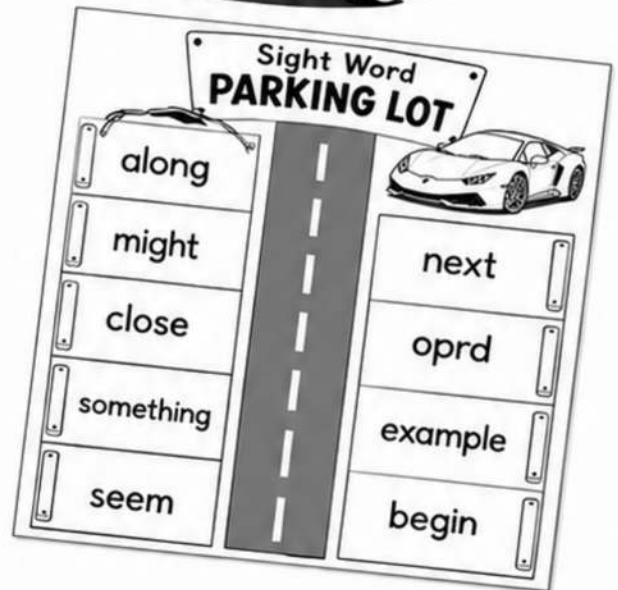
## Recommended:

Laminate the worksheets for future use and durability.



## Directions:

1. Call out a sight word from the race worksheet.
2. Have the child drive the car to the correct sight word.
3. Continue until the entire parking lot is filled.
4. Practice each page until they have practiced all the sight words.




## Additional Practice:

A worksheet is included for students to practice writing the sight words.



## Personal Use Only:

This resource is for personal or classroom use only.  
Please do not copy or distribute to anyone.



Sight Word  
**PARKING LOT**



the

to

of

in

and

is

a

you

it

that

Sight Word  
**PARKING LOT**



he

as

was

with

for

his

on

they

are

I

Sight Word  
**PARKING LOT**



at

or

be

one

this

had

have

by

from

words

Sight Word  
**PARKING LOT**



but

we

not

when

what

your

all

can

were

said

Sight Word  
**PARKING LOT**



there

she

use

do

an

how

each

their

which

if

Sight Word  
**PARKING LOT**



will

out

up

many

part

then

other

them

about

these

Sight Word  
**PARKING LOT**



so

like

some

him

her

into

would

time

make

has

Sight Word  
**PARKING LOT**



look

see

two

number

more

no

write

way

go

could

Sight Word  
**PARKING LOT**



people

been

my

called

than

who

first

am

water

its

Sight Word  
**PARKING LOT**



now

did

find

get

long

come

down

made

day

may

Name: \_\_\_\_\_

# Sight Word PARKING LOT GAME

Write the sight words from your Parking Lot game on the cars below.

